

承 认 书

Approval Sheet

客户 (Customer): /

客户料号 (Cus .P/N): /

华联威料号 (HLW P/N): JK1-160-C918

品名规格 (PronameSpec): PJ-353 加高

送样日期 (Delivery Date): 2021/12/29

承认日期 (Acknowledge Date): 2021/12/29

Approved No:		客 户 Customer	
采 购 部 Purchasing Dept	品 质 部 QC Dept	工 程 部 Engineering Dept	确 认 Approved By
深 圳 市 华 联 威 电 子 科 技 有 限 公 司 SHEN ZHEN SHI HUA LIAN WEI ELECTRONICS TECHNOLOGY CO; LTD.			
业 务 部 Sales Dept	品 管 部 QC Dept	工 程 部 Engineering Dept	核 准 Checked By
将成英	欠必锋	魏红	唐竹君

地址: 深圳市龙华区观澜街道桂香社区观澜桂花路 307 号

TEL: 0755-28888886 28888866

hua@hlwconn.com

[Http://www.hlwconn.com](http://www.hlwconn.com)

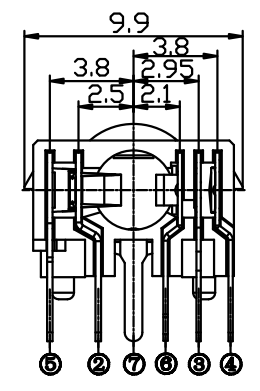
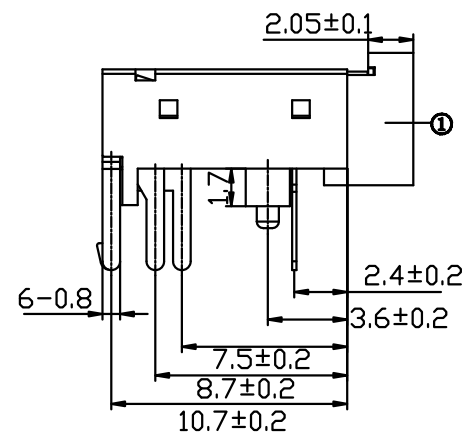
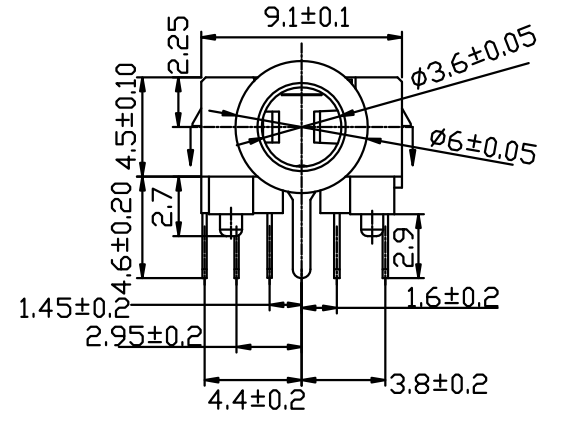


目 录

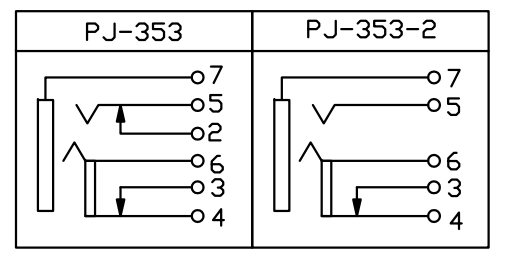
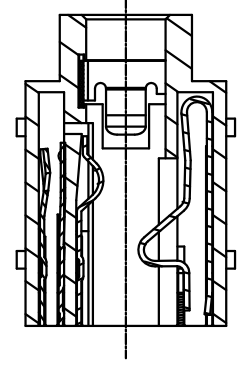
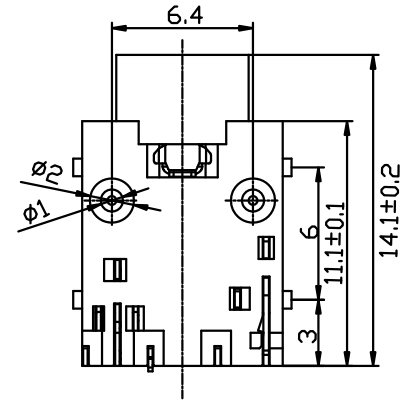
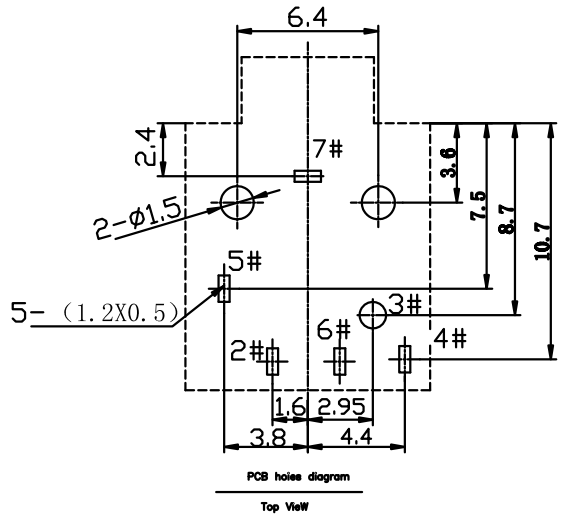
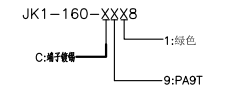
Contents

图纸.....	Page03
产品规格书.....	Page04-07
产品检测报告.....	Page08
尺寸测试报告.....	Page09
电镀报告.....	Page10
盐雾报告.....	Page11
材质证明.....	Page12
SGS.....	Page13-32

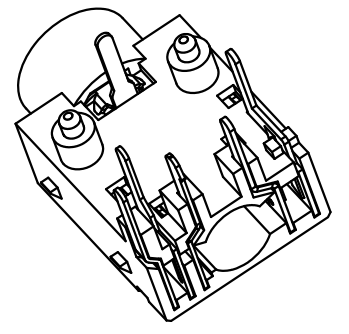
REV.	ECN.NO.	APPD.
A0	/	/



- 1.CURRENT RATING : 1.0 AMP. MAX.
- 2.DIELECTRIC WITHSTANDING : AC 500V/min R.M.S.
- 3.INSULATION RESISTANCE : 100MΩ min. AT 100V DC.
- 4.CONTACT RESISTANCE : 50mΩ MAX.
- 5.OPERATING TEMPERATURE : -25°C TO +85°C.
- 6.DURABILITY : 1500 CYCLES.
- 7.MATING FORCE : 3kgs MAX
- 8.UNMATING FORCE : 0.3~3.0kgs
- 9.MAX PROCESSING TEMPERATURE : 60 SECONDS IN 230°C AND 10 SECONDS IN 260°C



SCHEMATIC



TOLERANCE UNLESS OTHERWISE SPECIFIED		FLW 深圳市华联威电子科技有限公司 HUA LIAN WEI TECHNOLOGY ELECTRONICS CO;LTD.				
.XXX ±0.10	.XX ±0.20	.X ±0.30	.X' ±3'	.XX' ±2'		
APPROVED		PART NAME:	DC 座子直径3.6			
CHECKED		PART No:	JK1-160-C918	C		
DRAWN	weihong	PROJECTION:	UNIT:	SCALE	SHEET	REV.
DATE	2021.7.23		mm	1:1	10F1	A0

JACK系列產品SPEC

TEST ITEM		REQUIREMENT	PROCEDURE
1	Examination of Product	Meets requirements of product drawing. No physical damage.	Visual inspection.
2	Operating Temperature	-25°C to 85 °C	
3	Storage Temperature	-25°C to 85 °C	
ELECTRICAL REQUIREMENT			
4	Rating Voltage	12VAC max	on any signal pin with respect to the shield
5	Rating Current	1.0 A per contact	55°C ,maximum ambient 85°C ,maximum temperature change (ANSI/EIA 364-70,TP-70)
6	Contact Resistance	[50] m Ohm Max	Subject mated contacts assembled in housing to 20mV Max open circuit at 100mA Max. EIA-364-23.
7	Dielectric withstanding Voltage	No flashover ,no creeping discharge, no breakdown	500 VAC for 1 minute between adjacent terminals. EIA 364-20
8	Insulation Resistance	[100] M Ohm Min.	Mated connector with a voltage of 500V DC for 1 minutes between adjacent terminals EIA 364-21
9	Temperature Rising	30°C Max. Under loaded rating current	Contact series-wired, apply test current of loaded rating current to the circuit, and measure the temperature rising by probing on soldered areas of contacts, after the temperature becomes stabilized deduct ambient temperature from the measured value.
Mechanical Requirement			
10	Connector Mating Force	<u>3.0 kgf Max</u>	Mating the connector with standard audio plug at a rate of 12.7 mm per minute EIA 364-13
11	Connector Unmating Force	<u>0.30~3.0 kgf</u>	Unmating the connector with standard audio plug at a rate of 12.7 mm per minute EIA 364-13

12	Durability	Visual Inspection-No physical damage LLCR-50 mΩ max per contact initial,100 mΩ after 1500 insertions.	Insertion and extraction with plug up to 1500 cycles at a maximum rate of 200 cycles per hour. EIA 364-09
13	Vibration	No discontinuity at 1 μs or longer(each contact) when continuity is tested per ANSI/EIA-364-46	ANSI/EIA-364-28,Condition III,Method 5A,15 minute/axis
14	Mechanical Shock	No discontinuity at 1 μs or longer(each contact) when continuity is tested per ANSI/EIA-364-46	ANSI/EIA-364-27 Condition A(specified pulse)
15	Solder ability	At least 95% of the immersed area shall be covered with new solder	1)Temperature of fused solder: 245+5 °C. 2)Dipping time:5+0.5s EIA 364-52
Environmental Requirements			
16	Resistance to Solder Heat	Forming resin shall not be distorted, and terminations shall not be separated.	1) Depth of dipping termination: the distance between the mounting surface and solder surface shall be 1 mm to 2mm. 2)Temperature:245+5°C.
17	Thermal Shock	No physical damage to the samples and LLCR-50 mΩ max per contact	Mated connectors exposed to 10 cycles between - 55°C to 85°C, 30 minutes duration at both temperature extremes
18	Steady State Humidity	No physical damage to the samples and can pass the Dielectric Withstanding Voltage & Insulation Resistance	Expose mated connectors to a temperature of 40±2°C with relative humidity of 90-95% for 168 hours Min(seven complete cycles). Remove surface moisture and air dry for 24
19	Temperature Life (Heat Aging)	[100] M Ohm Min. (insulation reisistance)	ANSI/EIA-364-17 Condition 4 105°C for 250 hours,Method A,mated
20	Salt Spray	Visual Inspection-No physical damageLLCR-50 mΩ max per contact	Mated connector expose to 5% salt concentration for 12 hours at temperature 35+2°C.After the test specimens shall be washed with running water and dried
21	Colour	Colour Atla	284C(Blue) 577C(Green) 701C(Red)
22	Plating	Contact: <u>Cu:40u",Sn:40u",Ni:40u"</u> Shell: <u>Cu:40u",Ni:40u"</u> Ground: <u>Cu:40u",Ni:40u",Sn:40u"</u>	/
Product Qualification and Requalification test			
Test Group			

Test or Examination	A	B	C	D	E	F	G	H	I	J
	Test Sequence (a)									
Examination of Product	1, 7	1, 9	1, 6	1, 5	1, 5	1, 5	1, 5	1, 3	1, 3	1, 3
Contact Resistance		2, 8	2, 5	2, 4	2, 4	2, 4	2, 4			
Dielectric withstanding	3, 6									
Insulation Resistance	2, 5									
Temperature Rising								2		
Mating Force		3, 7								
Unmating Force		4, 6								
Durability		5								
Vibration			3							
Mechanical Shock			4							
Solderability										2
Resistance to Soldering									2	
Thermal Shock				3						
Humidity Temperature	4				3					
Temperature Life						3				
Salt Spray							3			
備注	無客戶指定增加測試項目外，依照此標準進行產品可靠性評估。									

核准：唐竹君

制作人：覃裕华

3	Gold test	Temperature: -25 ±3°C Duration:168H	PROGRAM CONTROLLED TEMP. & HUMIDTY CHAMBER	No physical damage	Pass	Pass	Pass	Pass	Pass	P	
4	Temperature cycling test	Temperature:85 ~-25°C Duration:5 cycle	PROGRAM CONTROLLED TEMP. & HUMIDTY CHAMBER	No physical damage	Pass	Pass	Pass	Pass	Pass	P	

四.物理測試 PHYSICAL TEST

序 號 NO.	測試項目 Testing Item	測試條件 Testing Conditions	測試設備 Testing Equipment	規格 SPEC	測試記錄 Testing Result					判定 Judge	
					1	2	3	4	5	Pass	Fail
1	Salt spray test	Temperature: 35±2°C Concentration:5±1 %Duration:24H	SALT SPRAY TESTER	No Oxidation	Pass	Pass	Pass	Pass	Pass	P	
2	Resistance to soldering heat test	Temperature: 265±5°C Duration:10±1sec	OVEN	No physical damage	Pass	Pass	Pass	Pass	Pass	P	
3	Solder ability test	Temperature: 265±5°C Duration:5±0.5 sec	CONTROLLED CONSTANT-TEMP SOLDER POT	Soldering area ≥95□	Pass	Pass	Pass	Pass	Pass	P	
判定 Result		<input checked="" type="checkbox"/> 合格 (ACCEPT) <input type="checkbox"/> 不合格 (REJECT)									

核准(Approver): 欠必峰

測試(Tester): 但芬



深圳市华联威电子科技有限公司

檢驗報告

首件檢驗
 入庫檢驗
 出貨檢驗
 客退檢驗
 退料檢驗
 其他
 2021年12月29日 版次:A1

料號	JK1-160-C918	制令單號	/		送檢單位	工程部	首件製作者	裝配					
品名	PJ-353 加高	客戶代號	/		批 量	/	送檢時間	/					
					數 量	5PCS	確認時間	/					
抽樣標準		<input checked="" type="checkbox"/> 單次 <input type="checkbox"/> 雙次			抽樣數	AQL	CRI:0	MAJ:0.4	MIN:0.65				
MIL-STD-105E(II)		<input checked="" type="checkbox"/> 正常 <input type="checkbox"/> 加嚴 <input type="checkbox"/> 減量			(5PCS)	ACC/REJ	0	/	/				
不良數:		CRI (/)		MAJ (/)		MIN (/)		不良率(%)	/				
NO.	檢驗項目 單位:MM/G	檢測 儀器	檢 驗 記 錄					品管判定		CRI	MAJ	MIN	備注
			1	2	3	4	5	AC	RE				
尺 寸 測 量	9.1±0.10	D	9.13	9.15	9.17	9.16	9.15	√					
	4.5±0.10	D	4.56	4.53	4.55	4.54	4.56	√					
	4.6±0.20	D	4.63	4.65	4.67	4.65	4.64	√					
	4.4±0.20	D	4.46	4.50	4.49	4.48	4.46	√					
	2.05±0.10	D	2.06	2.08	2.07	2.06	2.07	√					
	2.4±0.20	D	2.46	2.45	2.47	2.45	2.46	√					
	8.7±0.20	D	8.76	8.75	8.79	8.82	8.80	√					
	10.7±0.20	D	10.76	10.74	10.75	10.77	10.78	√					
	6.4±0.20	D	6.45	6.48	6.47	6.43	6.45	√					
	14.1±0.20	D	14.16	14.13	14.15	14.17	14.15	√					
	11.1±0.10	D	11.13	11.15	11.16	11.14	11.15	√					
檢驗依據: <input checked="" type="checkbox"/> 《工程圖紙》 <input type="checkbox"/> 《檢驗規範》 <input type="checkbox"/> 《承認書》 <input type="checkbox"/> 樣品 <input type="checkbox"/> 其它													
檢測儀器:A游標卡尺 B千分尺 C厚薄儀 D投影鏡 E放大鏡 F顯微鏡 G錫爐 H插拔力器 I間位尺 J其它													
品保判定:		<input checked="" type="checkbox"/> 合格Accept <input type="checkbox"/> 退貨Reject <input type="checkbox"/> 特采Waive <input type="checkbox"/> 挑選Sort											

核准: 欠必鋒

審核: 刘联英

檢驗員: 但芬

深圳市华联威电子科技有限公司
电镀报告表

品名:PJ-353 加高 端子		版次:A.0			
电镀规格:Ni40u", Sn40u"		日期:2021/10/12			
页次:1/1					
厂商:同华					
测试设备:CMI X-射线膜厚测试仪					
1、底层电镀测试 (Ni)					
数据	测试标准	实测值	判定	测试日期	测试时间
1	40u"MIN	46.5u"	OK	2021/10/12	10:20:15
2	40u"MIN	48.3u"	OK	2021/10/12	10:20:17
3	40u"MIN	47.5u"	OK	2021/10/12	10:20:19
4	40u"MIN	42.4u"	OK	2021/10/12	10:20:21
2、表层电镀测试 (Sn)					
数据	测试标准	实测值	判定	测试日期	测试时间
1	40u"MIN	45.3u"	OK	2021/10/12	10:25:10
2	40u"MIN	46.7u"	OK	2021/10/12	10:25:12
3	40u"MIN	48.9u"	OK	2021/10/12	10:25:14
4	40u"MIN	42.4u"	OK	2021/10/12	10:25:16

核准: 欠必锋

审核: 刘联英

检验员: 但芬

盐水喷雾实验报告

试验方法	盐水喷雾腐蚀试验法	参考资料	MIL-STD-1216
METHOD	NEUTRL SALT SPRAY CORROSION TEST	REF	
客户	/	试验起始日期	2021年12月28日 20:00 时起
		DATE	2021年12月29日 08:00 时止
样品名称	PJ-353 加高	试验数量	5PCS
P/N	JK1-160-C918		

试验条件 (TEST CONDITION)

- 1、盐水溶解 (SALT SOLUTION: 浓度 $50 \pm 10\text{g/L}$, PH值6.5-7.2).
- 2、试验室温度 (TEMP. IT THE SPRAY DHAMBR): $35 \pm 1^\circ\text{C}$.
- 3、盐水桶温度 (TEMP. OF SALE SOL' N TANK): $35 \pm 1^\circ\text{C}$.
- 4、压力桶温度 (TEMP. OF SAR SUPPLIERY): $47 \pm 1^\circ\text{C}$.
- 5、试验室相对湿度 (R. H IN THE CHAMBER) 85%.
- 6、压缩空气压力 (COMPRESSED AIR PRESSURE): $1.00 \pm 0.01\text{Kg/cm}^2$.
- 7、样品放置位置 (SPECIMEN SUPPORTED ANGLE): 尼龙绳吊挂 $70^\circ - 90^\circ$.
- 8、喷雾收集量 (COLLECT RATE OF SALT SOL' N) $1-2\text{mL}/(8 \text{ cm}^2\text{hr})$.
- 9、盐雾测试时间: 12小时 (H)

判定方法 (ADFUSGD METHOD)


试验后以20倍放大镜观察、无蓝、绿色腐蚀物之现象 (不包含折弯处), 即判定合格. (Inspext the ecimen at 20 xmagnification no blue or green corrosion products are acceptable)

样品序号	试验后现象	判定
	PHENOMENON AFTER TEST	COMMENT
1	无蓝、绿色腐蚀物之现象	OK
2	无蓝、绿色腐蚀物之现象	OK
3	无蓝、绿色腐蚀物之现象	OK
4	无蓝、绿色腐蚀物之现象	OK
5	无蓝、绿色腐蚀物之现象	OK

核准: 欠必锋

审核: 刘联英

试验员: 但芬



东莞市鼎荣金属材料有限公司

DongGuanDingRongMetalsMaterialCo., Ltd

产品质量证明书

CERTIFICATE OF QUALITY

电话: 0769-85220060
 传真: 0769-85220061
 网址: www.dingrongjinshu.com
 邮箱: dingrong1978@163.com
 地址: 东莞市虎门镇雅瑶怀雅大道73号

客户名称 Customer	华联威			产品名称 product name	C5191
合同编号 Contract No	P0202111130001			执行标准 Carried Standard	JISH3110:2012
尺寸公差 (mm) Size Tolerance	厚度 (Thickness)	0.3	+0-0.015	生产日期 Dete	2021-11-16
	宽度 (Width)	41/39	+0-0.08		

性能与含量

序号 NO.	批号 Lot No.	状态 Temper	卷数 Volume	规格及重量 Material Description			化学成份 Chemioal compositon							物理性能 Physical Property		
				厚度 Thick	宽度 Width	重量 Weight	铜 Cu%	锡 Sn%	磷 P%	锌 Zn%	铅 Pb%	铁 Fe%	镍 Ni%	抗拉强度 (N/mm ²) Tensile Strength	延伸率 (%) Elongation	硬度值 (HV) Hardness
1	F2555	EH	1	0.3	41	102.1	余量	5.0-7.0	0.03-0.35	≤0.20	≤0.020	≤0.10	-	635-720	≥5%	210-230
2	F2555	EH	5	0.3	39	489.7	余量	5.740	0.180	0.033	0.004	0.009	0.038	702	6	218
				合计 (Total)			591.8			质量检验章: Quality inspection stamp						

- 一、到货后请立即验收并放于室内干燥处。
- 二、本材质证明书希妥善保管, 如对我司产品品质与异议, 持材质证明在一个月內与我司联系, 我司将竭诚为您服务。
- 三、如有质量问题, 请注明产品牌号、规格、状态、批号、收获日期等信息, 以便于追溯与改进。
- 四、本材质证明涂改、复印无效。

品质主管: 范善益

审核人: 梅旭峰

