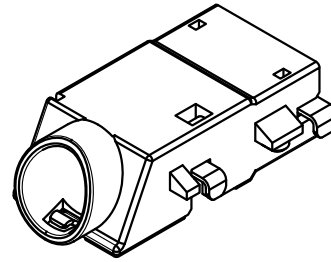
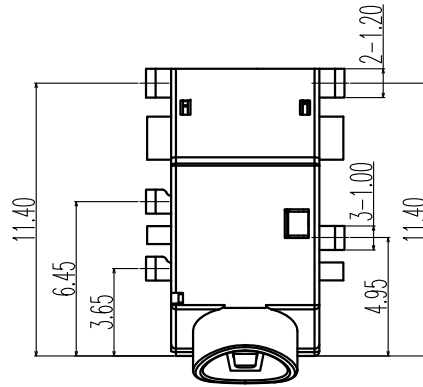
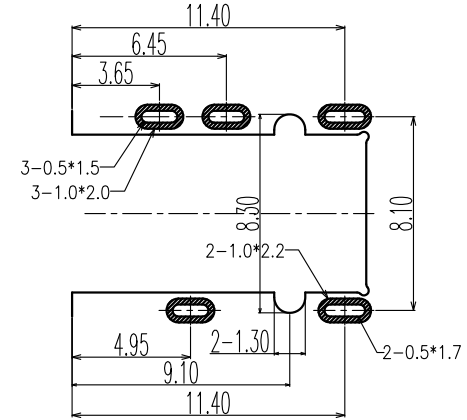
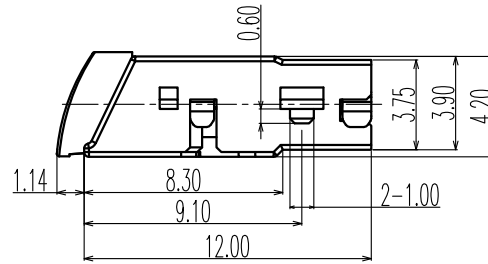
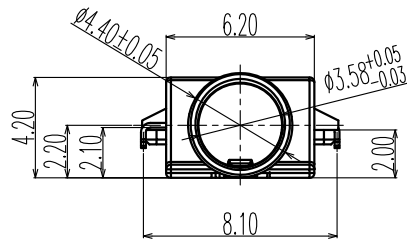


REV.	ECN.NO.	APPD.
A	/	ZFY



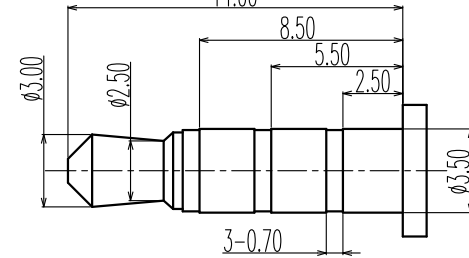
3D VIEW



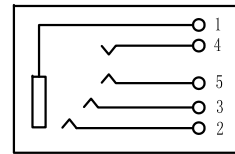
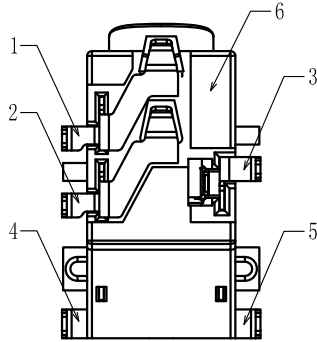
P.C.B LAYOUT

TOP VIEW

14.00



(ø3.50mm 4 POLE PLUG DETAIL DRAWING)



SCHEMATIC

1. CURRENT RATING : 1.0 AMP. MAX.
2. DIELECTRIC WITHSTANDING : AC 500V/min R.M.S.
3. INSULATION RESISTANCE : 100MΩ min. AT 100V DC.
4. CONTACT RESISTANCE : 50mΩ MAX.
5. OPERATING TEMPERATURE : -25° C TO +85° C.
6. DURABILITY : 1500 CYCLES.
7. MATING FORCE : 3kgs MAX
8. UNMATING FORCE : 0.3~3.0kgs
9. MAX PROCESSING TEMPERATURE : 60 SECONDS IN 230° C AND 10 SECONDS IN 260° C

JK1-166-G318
 G: 镀半金G/Fu
 1: 黑色
 3: PPA

TOLERANCE UNLESS OTHERWISE SPECIFIED		FLW 深圳市华联威电子科技有限公司			
.XXX ±0.15	.XX ±0.20	.X ±0.30	HUA LIAN WEI TECHNOLOGY ELECTRONICS CO;LTD.		
APPROVED		PART NAME:	ø3.5mm PHONE JACK H=4.2 mm沉板下2.0		
CHECKED		PART No:	JK1-166-G318	C	
DRAWN	ZhangFenYan	PROJECTION:	UNIT:	SCALE	SHEET
DATE	2018.10.10		mm	1:1	10F1
					REV. A